



## Applications

- Computer applications
- Avionics
- Electronics
- Commercial/GPS navigation

## Load Range

- SEM100-1 = load ratings to 2.5 lbs.
- SEM100-2 = load ratings to 3.75 lbs.
- SEM100-3 = load ratings to 4.25 lbs.
- SEM100-4 = load ratings to 6.5 lbs.
- SEM100-5 = load ratings to 10 lbs.
- SEM500-1 = load ratings to 2 lbs.
- SEM500-2 = load ratings to 3 lbs.
- SEM500-3 = load ratings to 5 lbs.
- SEM500-4 = load ratings to 7.5 lbs.
- SEM500-5 = load ratings to 10 lbs.

## Attributes

- High deflection capability for shock load
- Axial to radial stiffness ratio 2:1
- Compact, low profile design
- Easy to install
- Can be used in tandem for higher deflection capability

## Specifications

- Natural frequency—12-20 Hertz
- Transmissibility at resonance—10:1 max.
- Resilient element—Neoprene
- Standard materials—Aluminum
- Weight—SEM100 = 0.2oz. SEM500 = 0.5oz.

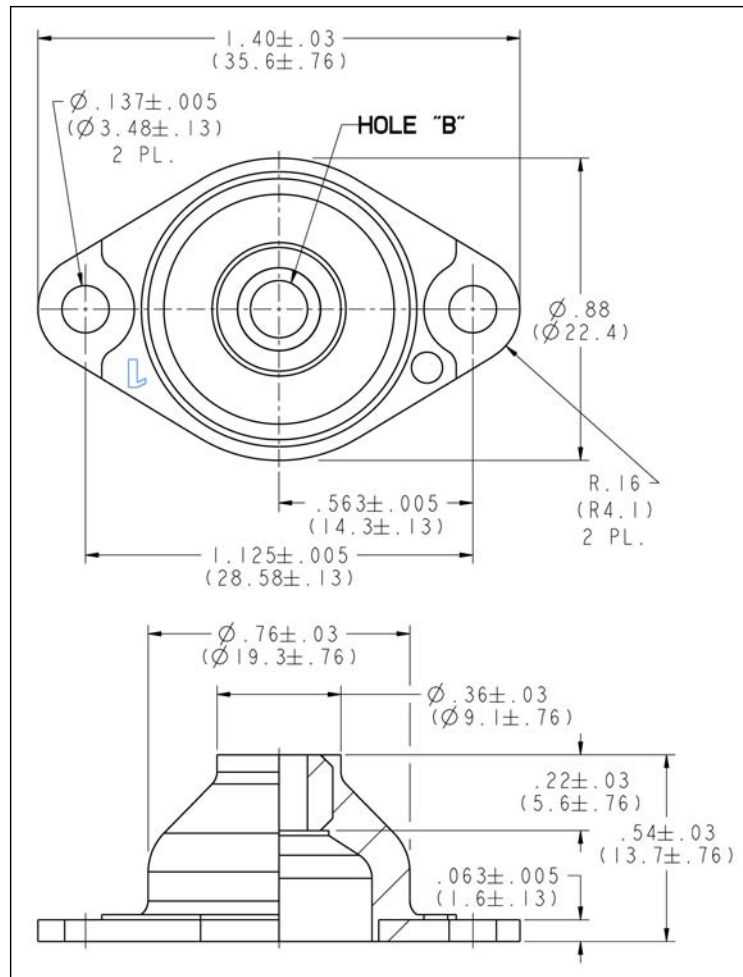
## Elastomeric Data

- Neoprene elastomer has an operating temperature range of -40F to +200°F (-40°C to +93°C) and is resistant to oil, most solvents and ozone
- Other elastomeric formulations are available in BUNA-N, Silicone, Butyl and Polybutadiene for improved damping, low and high temperature resistance

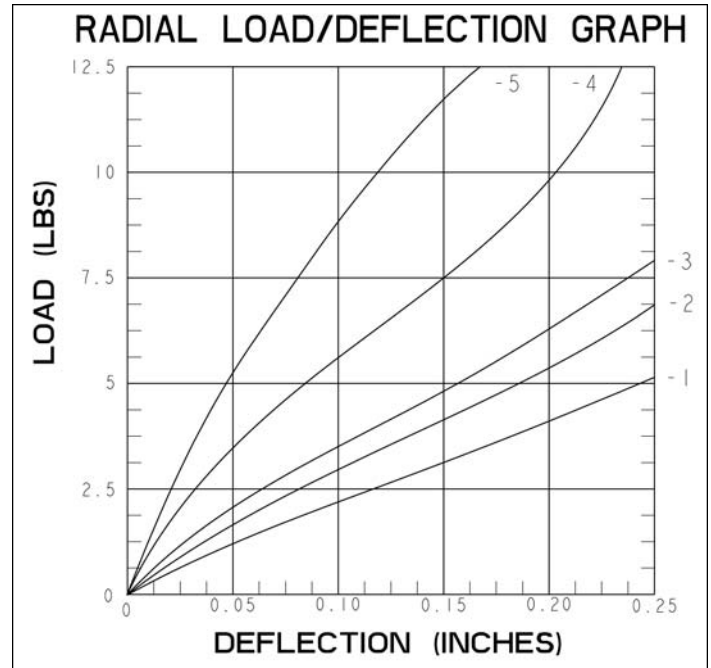
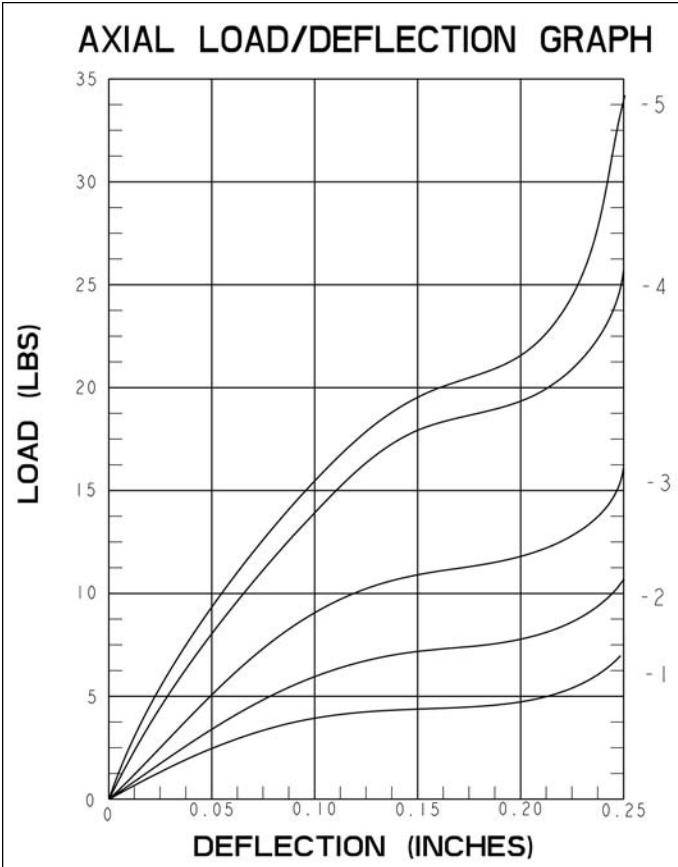
Specifications subject to change without notice. Check with factory for latest revisions. The Federal Trade Commission considers no existing test methods or standards regarding flammability as accurate indicators of the performance of cellular plastic materials under actual fire conditions. Results of existing test methods, such as UL-94, MVSS-302, SAE J-369, and FAR 25.853 are intended only as measurements of the performance of such materials under specific controlled test conditions. Any flammability ratings shown are not intended to reflect hazards presented by these materials under actual fire conditions. The information contained herein is based on laboratory test data developed for PTI and is believed to be reliable, but its accuracy or completeness is not guaranteed. The buyer must test any product to determine the suitability for his specific application before use. PTI DISCLAIMS ANY RESPONSIBILITY FOR: 1) WARRANTIES OF FITNESS AND PURPOSE, 2) VERBAL RECOMMENDATIONS, 3) CONSEQUENTIAL DAMAGES FROM USE AND 4) VIOLATION OF ANY PATENTS OF TRADEMARKS HELD BY OTHERS.



Part #	Maximum Axial Compression	Load Radial (lbs.)	Axial Natural Frequency (hz)	Transmissibility at Resonance	Standard Elastomer	Standard Material	Core Style	Core Hole "B"
SEM100-1	2.5	1.4	14	10:1	Neoprene	6061-T6 Aluminum	Thru Hole	Ø.166
SEM100-2	3.75	1.90	14	10:1	Neoprene	6061-T6 Aluminum	Thru Hole	Ø.166
SEM100-3	4.25	2.75	16	10:1	Neoprene	6061-T6 Aluminum	Thru Hole	Ø.166
SEM100-4	6.5	3.75	16	10:1	Neoprene	6061-T6 Aluminum	Thru Hole	Ø.166
SEM100-5	10.0	6.25	16	10:1	Neoprene	6061-T6 Aluminum	Thru Hole	Ø.166
SEM100-1T	2.5	1.4	14	10:1	Neoprene	6061-T6 Aluminum	Threaded	8-32 UNC-2B
SEM100-2T	3.75	1.90	14	10:1	Neoprene	6061-T6 Aluminum	Threaded	8-32 UNC-2B
SEM100-3T	4.25	2.75	16	10:1	Neoprene	6061-T6 Aluminum	Threaded	8-32 UNC-2B
SEM100-4T	6.5	3.75	16	10:1	Neoprene	6061-T6 Aluminum	Threaded	8-32 UNC-2B
SEM100-5T	10.0	6.25	16	10:1	Neoprene	6061-T6 Aluminum	Threaded	8-32 UNC-2B



Specifications subject to change without notice. Check with factory for latest revisions. The Federal Trade Commission considers no existing test methods or standards regarding flammability as accurate indicators of the performance of cellular plastic materials under actual fire conditions. Results of existing test methods, such as UL-94, MVSS-302, SAE J-369, and FAR 25.853 are intended only as measurements of the performance of such materials under specific controlled test conditions. Any flammability ratings shown are not intended to reflect hazards presented by these materials under actual fire conditions. The information contained herein is based on laboratory test data developed for PTI and is believed to be reliable, but its accuracy or completeness is not guaranteed. The buyer must test any product to determine the suitability for his specific application before use. PTI DISCLAIMS ANY RESPONSIBILITY FOR: 1) WARRANTIES OF FITNESS AND PURPOSE, 2) VERBAL RECOMMENDATIONS, 3) CONSEQUENTIAL DAMAGES FROM USE AND 4) VIOLATION OF ANY PATENTS OF TRADEMARKS HELD BY OTHERS.



Specifications subject to change without notice. Check with factory for latest revisions. The Federal Trade Commission considers no existing test methods or standards regarding flammability as accurate indicators of the performance of cellular plastic materials under actual fire conditions. Results of existing test methods, such as UL-94, MVSS-302, SAE J-369, and FAR 25.853 are intended only as measurements of the performance of such materials under specific controlled test conditions. Any flammability ratings shown are not intended to reflect hazards presented by these materials under actual fire conditions. The information contained herein is based on laboratory test data developed for PTI and is believed to be reliable, but its accuracy or completeness is not guaranteed. The buyer must test any product to determine the suitability for his specific application before use. PTI DISCLAIMS ANY RESPONSIBILITY FOR: 1) WARRANTIES OF FITNESS AND PURPOSE, 2) VERBAL RECOMMENDATIONS, 3) CONSEQUENTIAL DAMAGES FROM USE AND 4) VIOLATION OF ANY PATENTS OR TRADEMARKS HELD BY OTHERS.