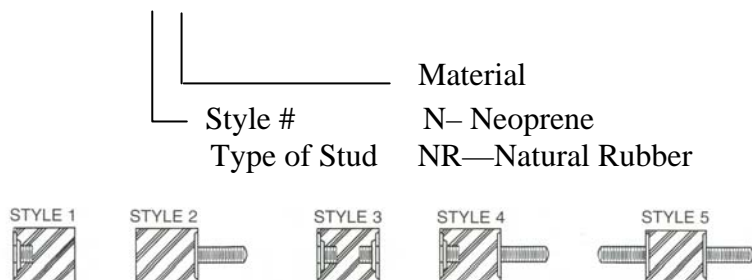


## Attributes

- Easy to install
- Low-cost
- Numerous configuration
- Compact

## How to order cylindrical mounts

EP1500-106-2-N



## Applications

- Small industrial equipment
- HVAC equipment
- Business equipment
- Air compressors (no mobile)

## Benefits

- Simple design and sturdy construction permit their use in a wide variety of industrial applications

## Load Range Axial Compression

- EP1000 = load ratings from 3.0—27.2 lbs.
- EP1100 = load ratings from 2.5—45 lbs.
- EP1105 = load ratings from 5.0—18 lbs.
- EP1200 = load ratings from 6.0—92 lbs.
- EP1300 = load ratings from 9.2—380 lbs.
- EP1400 = load ratings from 20—220 lbs.
- **EP1500 = load ratings from 37—560 lbs.**
- EP1600 = load ratings from 44—180 lbs.
- EP1700 = load ratings from 110—230 lbs.
- EP1830 = load ratings from 80—400 lbs.
- EP1810 = load ratings from 60—780 lbs.

## Specifications

- Natural Frequency—10-30 Hertz
- Transmissibility at resonance—8-10:1
- Resilient Element—Neoprene and Natural Rubber
- Materials—Low carbon steel, zinc plate

## Elastomeric Data

- Neoprene elastomer has an operating temperature range of  $-40^{\circ}\text{F}$  to  $+200^{\circ}\text{F}$  ( $-40^{\circ}\text{C}$  to  $+93^{\circ}\text{C}$ ) and is resistant to oils, most solvents and ozone
- Natural Rubber has an operating temperature range of  $-25^{\circ}\text{F}$  to  $+160^{\circ}\text{F}$  ( $-37^{\circ}\text{C}$  to  $+70^{\circ}\text{C}$ )
- Other materials are available on special order to meet specific operating characteristics

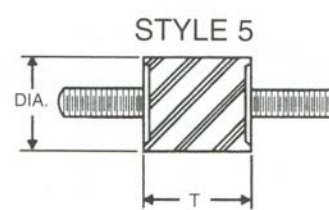
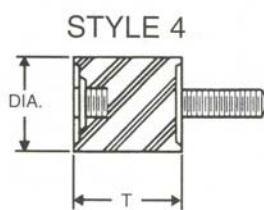
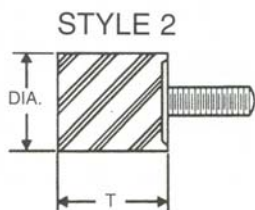
Specifications subject to change without notice. Check with factory for latest revisions. The Federal Trade Commission considers no existing test methods or standards regarding flammability as accurate indicators of the performance of cellular plastic materials under actual fire conditions. Results of existing test methods, such as UL-94, MVSS-302, SAE J-369, and FAR 25.853 are intended only as measurements of the performance of such materials under specific controlled test conditions. Any flammability ratings shown are not intended to reflect hazards presented by these materials under actual fire conditions. The information contained herein is based on laboratory test data developed for PTI and is believed to be reliable, but its accuracy or completeness is not guaranteed. The buyer must test any product to determine the suitability for his specific application before use. PTI DISCLAIMS ANY RESPONSIBILITY FOR: 1) WARRANTIES OF FITNESS AND PURPOSE, 2) VERBAL RECOMMENDATIONS, 3) CONSEQUENTIAL DAMAGES FROM USE AND 4) VIOLATION OF ANY PATENTS OF TRADEMARKS HELD BY OTHERS.



## Cylindrical Mount Series: 3/8-16 Threads

\*Ordering example: EP1500-106-(5)-(NR) = 1" dia x 1" long, 37 lbs. load, Style 5, Natural Rubber

PART NUMBER	STYLES AVAILABLE	DIA (in.)	T (in.)	STANDARD STUD LENGTH (in.)	MAXIMUM STATIC LOAD (lbs.)	
					Shear	Compression
EP1500-106-(-)(-)	2, 4, 5	1	1	3/8	18.0	37.0
EP1500-107-(-)(-)					25.0	50.0
EP1500-108-(-)(-)					35.0	62.0
EP1500-109-(-)(-)					43.0	85.0
EP1500-110-(-)(-)					48.0	91.0
EP1500-111-(-)(-)	2, 4, 5	1 1/2	1	3/4	22.0	95
EP1500-112-(-)(-)					33.0	135
EP1500-113-(-)(-)					48.0	185
EP1500-114-(-)(-)					62.0	210
EP1500-115-(-)(-)					70.0	210
EP1500-126-(-)(-)	2, 4, 5	2	3/4	3/4	45	250
EP1500-127-(-)(-)					70	310
EP1500-128-(-)(-)					90	370
EP1500-129-(-)(-)					110	450
EP1500-130-(-)(-)					140	560



AVAILABLE IN NATURAL AND NEOPRENE

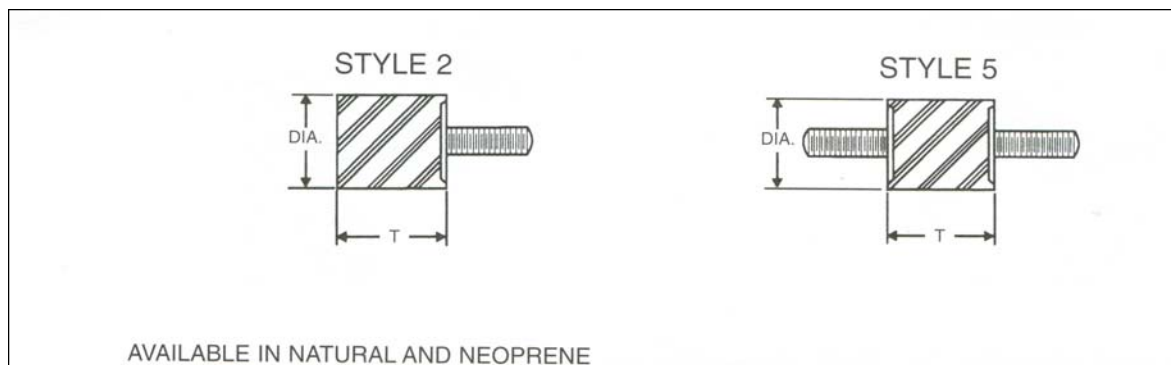
Specifications subject to change without notice. Check with factory for latest revisions. The Federal Trade Commission considers no existing test methods or standards regarding flammability as accurate indicators of the performance of cellular plastic materials under actual fire conditions. Results of existing test methods, such as UL-94, MVSS-302, SAE J-369, and FAR 25.853 are intended only as measurements of the performance of such materials under specific controlled test conditions. Any flammability ratings shown are not intended to reflect hazards presented by these materials under actual fire conditions. The information contained herein is based on laboratory test data developed for PTI and is believed to be reliable, but its accuracy or completeness is not guaranteed. The buyer must test any product to determine the suitability for h is specific application before use. PTI DISCLAIMS ANY RESPONSIBILITY FOR: 1) WARRANTIES OF FITNESS AND PURPOSE, 2) VERBAL RECOMMENDATIONS, 3) CONSEQUENTIAL DAMAGES FROM USE AND 4) VIOLATION OF ANY PATENTS OF TRADEMARKS HELD BY OTHERS.



## Cylindrical Mount Series: 3/8-16 Threads

\*Ordering example: EP1500-131-(5)-(N) = 2" dia x 1 1/2 long, 80 lbs. load, Style 5, Neoprene

PART NUMBER	STYLES AVAILABLE	DIA (in.)	T (in.)	STANDARD STUD LENGTH (in.)	MAXIMUM STATIC LOAD (lbs.)	
					Shear	Compression
EP1500-131-( )-( )	2, 5	2	1 1/2	3/4	35.0	80.0
EP1500-132-( )-( )					40.0	100
EP1500-133-( )-( )					55.0	165
EP1500-134-( )-( )					65.0	240
EP1500-135-( )-( )					80.0	350
EP1500-141-( )-( )	2, 5	2	1 3/4	3/4	24.0	80.0
EP1500-142-( )-( )					29.0	135
EP1500-143-( )-( )					58.0	280
EP1500-144-( )-( )					79.0	360
EP1500-145-( )-( )					29.0	8.5
EP1500-151-( )-( )	2, 5	2	2 1/8	3/4	32.0	140
EP1500-152-( )-( )					44.0	250
EP1500-153-( )-( )					50.0	110
EP1500-154-( )-( )					58.0	285
EP1500-155-( )-( )					92.0	380



Specifications subject to change without notice. Check with factory for latest revisions. The Federal Trade Commission considers no existing test methods or standards regarding flammability as accurate indicators of the performance of cellular plastic materials under actual fire conditions. Results of existing test methods, such as UL-94, MVSS-302, SAE J-369, and FAR 25.853 are intended only as measurements of the performance of such materials under specific controlled test conditions. Any flammability ratings shown are not intended to reflect hazards presented by these materials under actual fire conditions. The information contained herein is based on laboratory test data developed for PTI and is believed to be reliable, but its accuracy or completeness is not guaranteed. The buyer must test any product to determine the suitability for h is specific application before use. PTI DISCLAIMS ANY RESPONSIBILITY FOR: 1) WARRANTIES OF FITNESS AND PURPOSE, 2) VERBAL RECOMMENDATIONS, 3) CONSEQUENTIAL DAMAGES FROM USE AND 4) VIOLATION OF ANY PATENTS OF TRADEMARKS HELD BY OTHERS.