



Applications

- Military computer applications
- Vehicular equipment
- Missile electronics
- Light weight electrical equipment in random vibration environments

Load Range

- 1830-1 = load ratings to 3 lbs.
- 1830-2 = load ratings to 4.5 lbs.
- 1830-3 = load ratings to 7 lbs.
- 1830-4 = load ratings to 10 lbs.
- 1831-1 = load ratings to 3 lbs.
- 1831-2 = load ratings to 4.5 lbs.
- 1831-3 = load ratings to 7 lbs.
- 1831-4 = load ratings to 10 lbs.

Attributes

- High deflection capability for shock load
- Axial to radial stiffness ratio 1:1
- Compact, low profile design
- Easy to install
- Fail-safe
- Survives a 30G, 11 millisecond shock load

Specifications

- Natural frequency—25-40 Hertz
- Transmissibility at resonance — 4.0 max
- Resilient element — Hi-damp silicone
- Standard materials — aluminum w/zinc plated core
- Weight — 1831 = .023 lbs./1830 = .045 lbs.

Elastomeric Data

- Hi-Damp Silicone operating temperature range is -67F to +300°F (-55°C to +150°C), elastomer is fungus and ozone resistant
- Other elastomers are available upon request

Specifications subject to change without notice. Check with factory for latest revisions. The Federal Trade Commission considers no existing test methods or standards regarding flammability as accurate indicators of the performance of cellular plastic materials under actual fire conditions. Results of existing test methods, such as UL-94, MVSS-302, SAE J-369, and FAR 25.853 are intended only as measurements of the performance of such materials under specific controlled test conditions. Any flammability ratings shown are not intended to reflect hazards presented by these materials under actual fire conditions. The information contained herein is based on laboratory test data developed for PTI and is believed to be reliable, but its accuracy or completeness is not guaranteed. The buyer must test any product to determine the suitability for his specific application before use. PTI DISCLAIMS ANY RESPONSIBILITY FOR: 1) WARRANTIES OF FITNESS AND PURPOSE, 2) VERBAL RECOMMENDATIONS, 3) CONSEQUENTIAL DAMAGES FROM USE AND 4) VIOLATION OF ANY PATENTS OF TRADEMARKS HELD BY OTHERS.

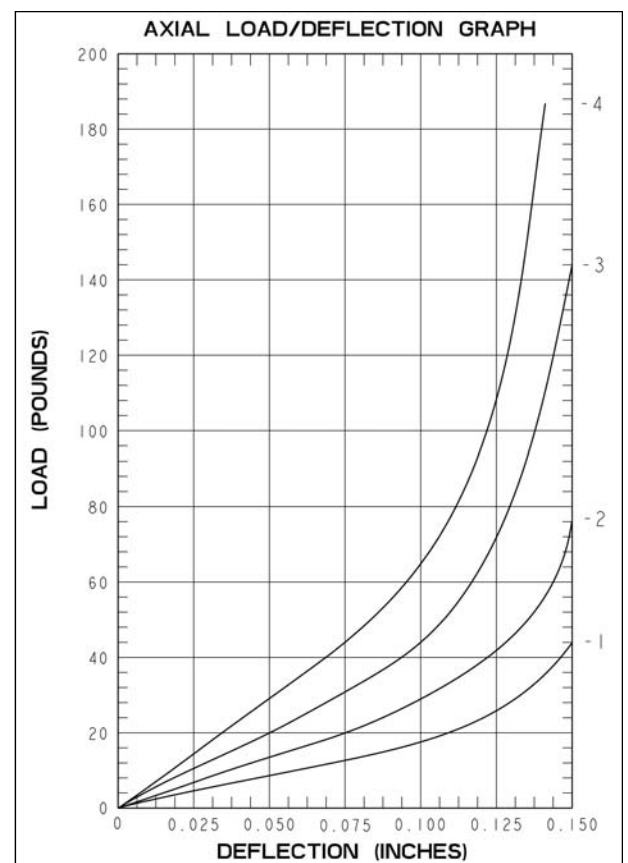
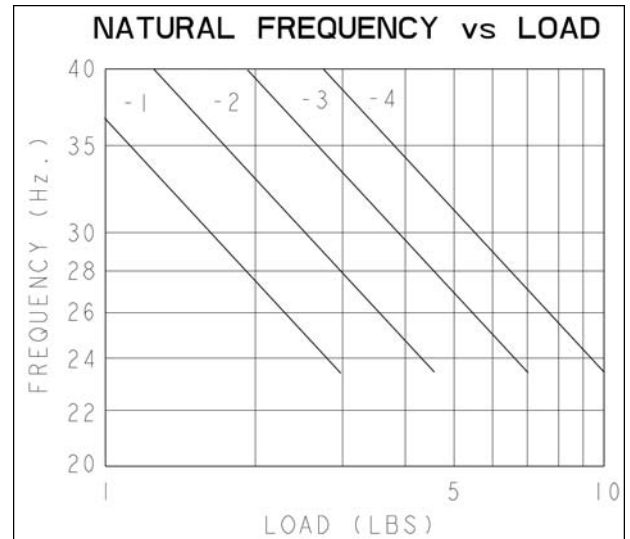
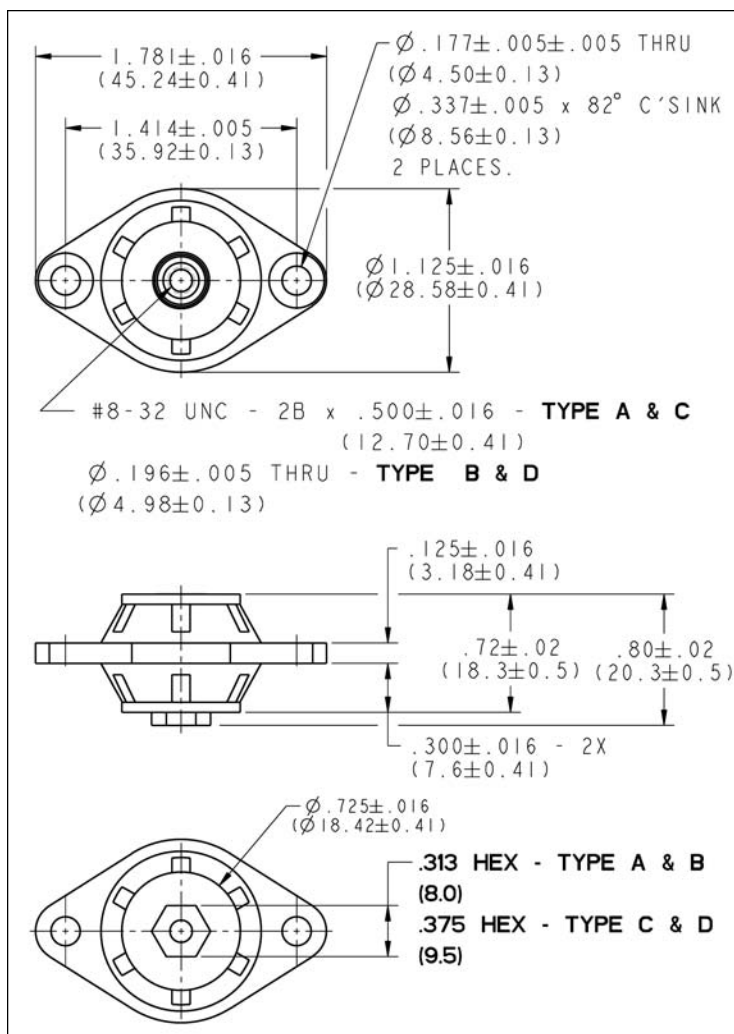


Part #	Maximum Axial	Load (lbs.) Radial	Axial Natural Frequency (HZ)	Standard Material	Standard Elastomer	Core	Hex
1831-1A	3.0	3.0	23	Aluminum	Silicone	8-32 UNC-2B	5/16
1831-1B	3.0	3.0	23	Aluminum	Silicone	.196 Thru	5/16
1831-1C	3.0	3.0	23	Aluminum	Silicone	8-32 UNC-2B	3/8
1831-1D	3.0	3.0	23	Aluminum	Silicone	.196 Thru	3/8
1831-2A	4.5	4.5	24	Aluminum	Silicone	8-32 UNC-2B	5/16
1831-2B	4.5	4.5	24	Aluminum	Silicone	.196 Thru	5/16
1831-2C	4.5	4.5	24	Aluminum	Silicone	8-32 UNC-2B	3/8
1831-2D	4.5	4.5	24	Aluminum	Silicone	.196 Thru	3/8
1831-3A	7.0	7.0	25	Aluminum	Silicone	8-32 UNC-2B	5/16
1831-3B	7.0	7.0	25	Aluminum	Silicone	.196 Thru	5/16
1831-3C	7.0	7.0	25	Aluminum	Silicone	8-32 UNC-2B	3/8
1831-3D	7.0	7.0	25	Aluminum	Silicone	.196 Thru	3/8
1831-4A	10	10	24	Aluminum	Silicone	8-32 UNC-2B	5/16
1831-4B	10	10	24	Aluminum	Silicone	.196 Thru	5/16
1831-4C	10	10	24	Aluminum	Silicone	8-32 UNC-2B	3/8
1831-4D	10	10	24	Aluminum	Silicone	.196 Thru	3/8

Specifications subject to change without notice. Check with factory for latest revisions. The Federal Trade Commission considers no existing test methods or standards regarding flammability as accurate indicators of the performance of cellular plastic materials under actual fire conditions. Results of existing test methods, such as UL-94, MVSS-302, SAE J-369, and FAR 25.853 are intended only as measurements of the performance of such materials under specific controlled test conditions. Any flammability ratings shown are not intended to reflect hazards presented by these materials under actual fire conditions. The information contained herein is based on laboratory test data developed for PTI and is believed to be reliable, but its accuracy or completeness is not guaranteed. The buyer must test any product to determine the suitability for his specific application before use. PTI DISCLAIMS ANY RESPONSIBILITY FOR: 1) WARRANTIES OF FITNESS AND PURPOSE, 2) VERBAL RECOMMENDATIONS, 3) CONSEQUENTIAL DAMAGES FROM USE AND 4) VIOLATION OF ANY PATENTS OF TRADEMARKS HELD BY OTHERS.



Recommended hole size
is $1.000 \pm .005$ (25.4)



Specifications subject to change without notice. Check with factory for latest revisions. The Federal Trade Commission considers no existing test methods or standards regarding flammability as accurate indicators of the performance of cellular plastic materials under actual fire conditions. Results of existing test methods, such as UL-94, MVSS-302, SAE J-369, and FAR 25.853 are intended only as measurements of the performance of such materials under specific controlled test conditions. Any flammability ratings shown are not intended to reflect hazards presented by these materials under actual fire conditions. The information contained herein is based on laboratory test data developed for PTI and is believed to be reliable, but its accuracy or completeness is not guaranteed. The buyer must test any product to determine the suitability for his specific application before use. PTI DISCLAIMS ANY RESPONSIBILITY FOR: 1) WARRANTIES OF FITNESS AND PURPOSE, 2) VERBAL RECOMMENDATIONS, 3) CONSEQUENTIAL DAMAGES FROM USE AND 4) VIOLATION OF ANY PATENTS OR TRADEMARKS HELD BY OTHERS.