



Applications

- Military electronics (shipboard, vehicle)
- Electronics for rotary wing and propeller driven aircraft
- Avionics & electronics
- Racking and tray systems

Shock and Vibe

- Provides excellent vibration attenuation at frequencies above 40 hertz
- Survives a 30g, 11 millisecond half-sine shock pulse

Attributes

- Fail-safe design, all attitude isolator
- Axial to radial stiffness ratio 1:1
- Compact, low profile design
- Easy to install
- High damped silicone
- Isolates equipment under 5g's sustained

Load Range

- 1766 = 4 load ratings available up to 5 lbs.
- 1767 = 3 load ratings available up to 20 lbs.
- 1769 = 3 load ratings available up to 80 lbs.

Specifications

- Natural Frequency—15-40 Hertz
- Transmissibility at resonance—4.0 max.
- Resilient Element—Hi-damped silicone
- Standard materials—Varies with model
- Weight—1766 = 1.07 oz. 1767 = 1.21 oz. 1769 = 1.33 oz.

Elastomeric Data

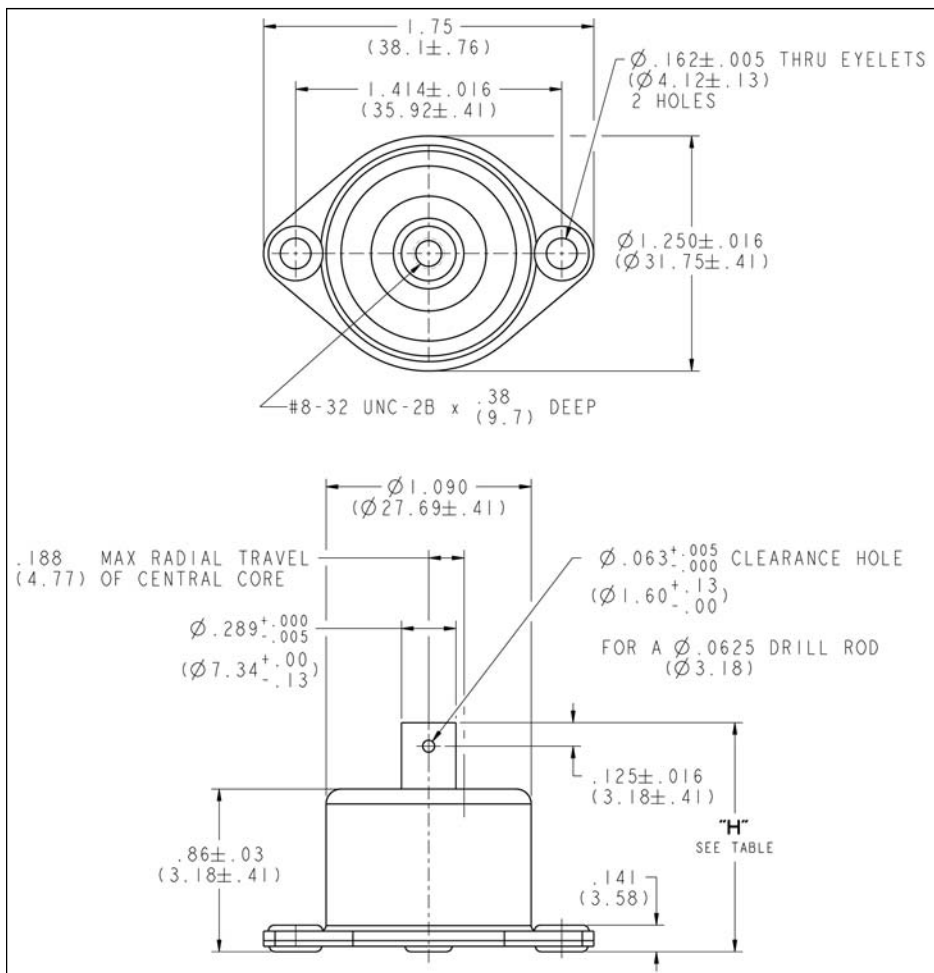
- Hi-Damp Silicone operating temperature range is -67°F to +300°F (-55°C to +150°C)
- Passes MIL-E-5400 requirements for resistance to ozone, humidity, salt spray and fungus
- Passes MIL-S-901 lightweight Grade B high impact shock test requirements

Specifications subject to change without notice. Check with factory for latest revisions. The Federal Trade Commission considers no existing test methods or standards regarding flammability as accurate indicators of the performance of cellular plastic materials under actual fire conditions. Results of existing test methods, such as UL-94, MVSS-302, SAE J-369, and FAR 25.853 are intended only as measurements of the performance of such materials under specific controlled test conditions. Any flammability ratings shown are not intended to reflect hazards presented by these materials under actual fire conditions. The information contained herein is based on laboratory test data developed for PTI and is believed to be reliable, but its accuracy or completeness is not guaranteed. The buyer must test any product to determine the suitability for his specific application before use. PTI DISCLAIMS ANY RESPONSIBILITY FOR: 1) WARRANTIES OF FITNESS AND PURPOSE, 2) VERBAL RECOMMENDATIONS, 3) CONSEQUENTIAL DAMAGES FROM USE AND 4) VIOLATION OF ANY PATENTS OF TRADEMARKS HELD BY OTHERS.



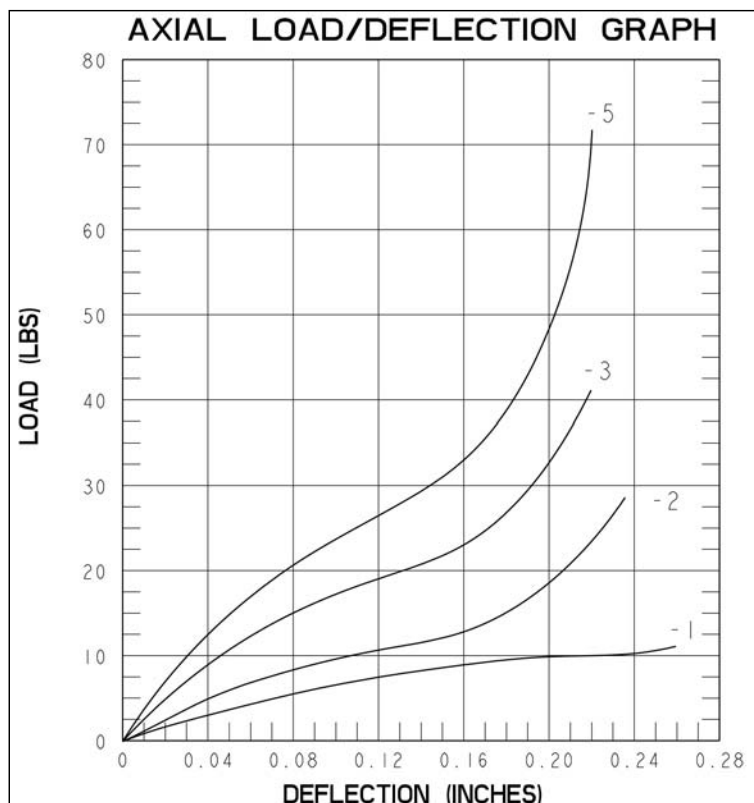
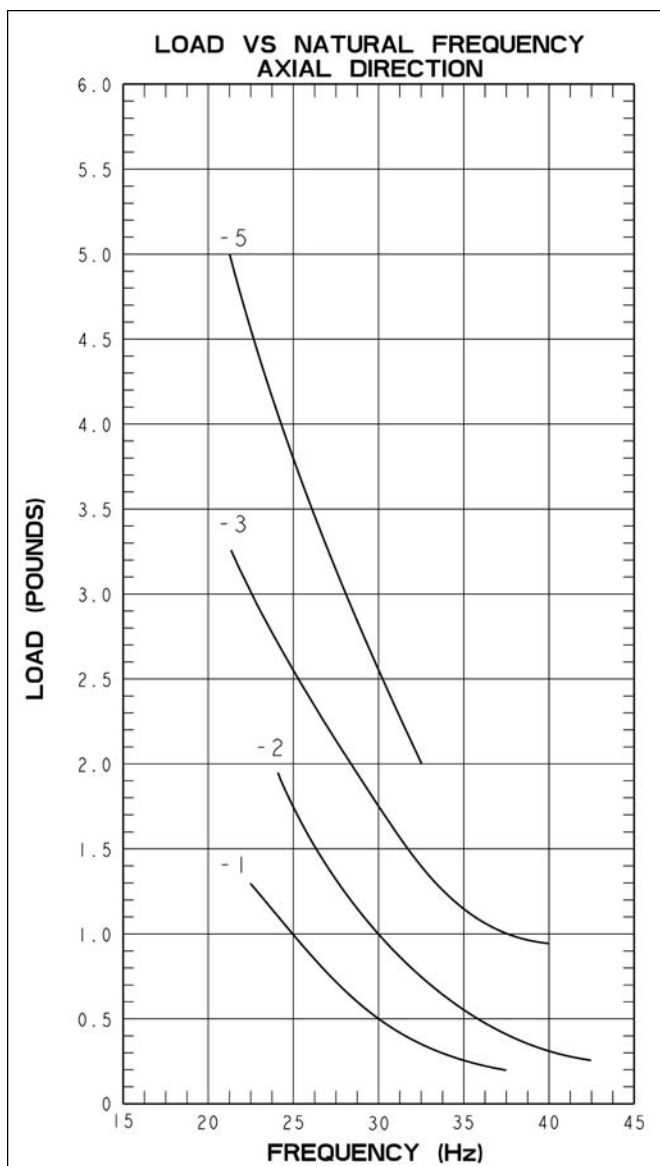
Part #	Maximum Axial Compression	Load (lbs.) Radial	Axial Natural Frequency (hz)	Transmissibility at Resonance	Standard Material	Standard Elastomer	Mounting Hole Diameter "A"
1766-1	1	1	24	4:1	Steel & Aluminum	Hi-Damp Silicone	Ø .162
1766-2	2	2	22	4:1	Steel & Aluminum	Hi-Damp Silicone	Ø .162
1766-3	3	3	23	4:1	Steel & Aluminum	Hi-Damp Silicone	Ø .162
1766-5	5	5	22	4:1	Steel & Aluminum	Hi-Damp Silicone	Ø .162

Optional Black Anodize Finish Available



1766 "H" Dimension	
Compressed	.91
Free Height	1.22
Max. Extended	1.56

Specifications subject to change without notice. Check with factory for latest revisions. The Federal Trade Commission considers no existing test methods or standards regarding flammability as accurate indicators of the performance of cellular plastic materials under actual fire conditions. Results of existing test methods, such as UL-94, MVSS-302, SAE J-369, and FAR 25.853 are intended only as measurements of the performance of such materials under specific controlled test conditions. Any flammability ratings shown are not intended to reflect hazards presented by these materials under actual fire conditions. The information contained herein is based on laboratory test data developed for PTI and is believed to be reliable, but its accuracy or completeness is not guaranteed. The buyer must test any product to determine the suitability for his specific application before use. PTI DISCLAIMS ANY RESPONSIBILITY FOR: 1) WARRANTIES OF FITNESS AND PURPOSE, 2) VERBAL RECOMMENDATIONS, 3) CONSEQUENTIAL DAMAGES FROM USE AND 4) VIOLATION OF ANY PATENTS OR TRADEMARKS HELD BY OTHERS.



Specifications subject to change without notice. Check with factory for latest revisions. The Federal Trade Commission considers no existing test methods or standards regarding flammability as accurate indicators of the performance of cellular plastic materials under actual fire conditions. Results of existing test methods, such as UL-94, MVSS-302, SAE J-369, and FAR 25.853 are intended only as measurements of the performance of such materials under specific controlled test conditions. Any flammability ratings shown are not intended to reflect hazards presented by these materials under actual fire conditions. The information contained herein is based on laboratory test data developed for PTI and is believed to be reliable, but its accuracy or completeness is not guaranteed. The buyer must test any product to determine the suitability for his specific application before use. PTI DISCLAIMS ANY RESPONSIBILITY FOR: 1) WARRANTIES OF FITNESS AND PURPOSE, 2) VERBAL RECOMMENDATIONS, 3) CONSEQUENTIAL DAMAGES FROM USE AND 4) VIOLATION OF ANY PATENTS OR TRADEMARKS HELD BY OTHERS.